




Theta: Journal of Statistics

Journal homepage: www.jurnal.untirta.ac.id/index.php/tjs

P-ISSN: XXXX-XXXX E-ISSN: 3108-9895



The Writing Format


1. The manuscript is an original script relating to the development of statistics and its applications that have not been published either inside or outside the country.
2. The manuscript is submitted to <https://jurnal.untirta.ac.id/index.php/tjs/index>.
3. The manuscript is written on A4 paper (21 cm x 29.7 cm), with a mirror margin of 1.5 cm at the top, 1.5 cm at the bottom, 1.5 cm at the left, and 1.5 cm at the right. The title of a section is written in the Heading 1 style. The article's contents are written in 11 pt Palatino Linotype font with 1 spacing and typed using MS Word using the Normal style. The article is written between 5-20 pages.
4. The title of the manuscript describes the subject matter of the essay, written briefly and clearly, not more than 20 words with the Palatino Linotype font 16.
5. The author's name is written in Palatino Linotype 10 font, bold, and may not be abbreviated. The author's affiliation, address, City Postcode, and Country are written in Palatino Linotype 10, italicized, and may not be abbreviated.
6. Authors are only allowed to include one email, namely as Corresponding Author.
7. The abstract of the manuscript is typed in one space, One paragraph of a maximum of 250 words. The abstract should provide a comprehensive overview of the research. We strongly encourage authors to use the following structured abstract style, but without headings: (1) Background: Places the research question in a broad context and highlights the aims of the study; (2) Methods: briefly describes the main methods or treatments applied; (3) Results: summarizes the main findings of the article; (4) Conclusion: presents the main conclusions or interpretations. The abstract should be an objective representation of the article. It should not contain results that are not presented and demonstrated in the main text and should not exaggerate the main conclusions.
8. In compiling the introduction, the author explains the following: (1) General Problem/Brief introduction related to the research conducted. (2) Core problems that need to be resolved based on facts and/or hypotheses (if any). The problem must be objective (issued by reputable journals or reputable research institutions, not based on the author's opinion). (3) Description of the solution to solve the problem. Contains an explanation of how the problem will be solved along with supporting references. (4) State of the art - review of previous (similar) research to justify the novelty of this article (there must be references to journals from the last 5 years, international journals are better). (5) Objective - the purpose of the research. The introduction should be closed with the research objective which will then be answered in the conclusion. Make sure the introduction of the manuscript contains the five points that have been mentioned. Furthermore, the author needs to pay attention to how the writing style matches the template, paragraph style, spacing, type and size of font, use of titles and subtitles, images, and tables.



Theta: Journal of Statistics

Journal homepage: www.jurnal.untirta.ac.id/index.php/tjs

P-ISSN: XXXX-XXXX E-ISSN: 3108-9895



9. The research method is written descriptively and must provide a statement regarding the methodology used in the research. This method should provide the reader with an overview of the things done in the research. This section contains data sources, research variables, sampling techniques, data collection methods, and data analysis methods. The data analysis method used must be described in detail.
10. The Results and Discussion section is the most important part of your article. The analysis or results of the study should be clear and concise. The results should summarize (scientifically) the findings rather than providing data in great detail. Please highlight the differences between your results or findings and previous publications by other researchers. The discussion should be compared with related references.
11. The results and discussion present the results of the research. The results of the study can be completed with tables, graphs (drawings), and or charts. The discussion section presents the results of data processing, interpreting the findings logically, and linking them with reference sources relevant to that manuscript.
12. Mathematical equations should be numbered consecutively and start with (1) until the end of the article. This numbering should begin and end with an opening and closing parenthesis and be right-aligned. Insert equation to write mathematical equations in math style.

$$y_i = \beta_1 x_{i1} + \dots + \beta_p x_{ip} + \varepsilon_i = x'_i \beta + \varepsilon_i, \quad i = 1, \dots, n \quad (1)$$

All variable writing is written in italics, for example, X_1, \dots, X_n . $Y_i, i = 1, \dots, n$. Commas separate decimal numbers "," and if more than one uses a semicolon, ";", as a separator. For example (0,123; 213,136; 1362,531).

13. Tables are displayed clearly (not as images) with the title above the table. The source of the table can be listed at the bottom of the table aligned to the left with a font size of 11pt. Table numbering starts from number 1 and so on.

Table 1. Table Title 1

Column title 1	Column title 2	etc.
Fill in column 1

etc.		

14. Images are displayed clearly and proportionally. Images/Photos that contain copyright must include the source. Images that have been published must be referenced. The title is placed at the bottom of the image. Image numbering starts from number 1 and so on.



Theta: Journal of Statistics

Journal homepage: www.jurnal.untirta.ac.id/index.php/tjs

P-ISSN: XXXX-XXXX E-ISSN: 3108-9895

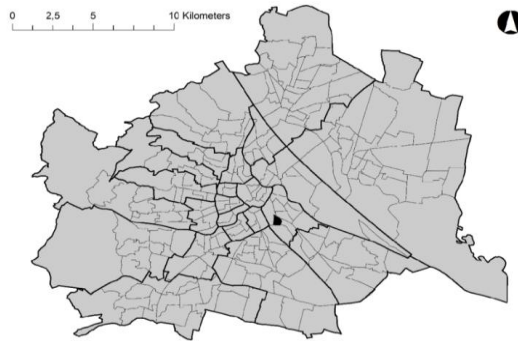



Figure 1. Title of Figure 1


15. The conclusion contains a brief and precise statement of the research results and/or open problems. Written in essay form and not numbered. Suggestions may be written or not, the suggestion is given to the readers and written based on the findings in research.
16. Include acknowledgments here (if any), especially those who helped fund your research. Include individuals who have helped you with your research: Advisors, Financial supporters, or perhaps other supporters.
17. Primary references are Books, Journal Articles, and Proceedings. All references should be the most relevant and current sources (preferably within the last 5 years). References are written in IEEE Style. Please use a consistent format for references - see examples below:
 - Journal articles [1],
 - [1] L. Meng, C. Zhang, X. Shao, Y. Ren, and C. Ren, "Mathematical modeling and optimization of energy-conscious hybrid flow shop scheduling problem with unrelated parallel machines," *Int. J. Prod. Res.*, vol. 57, no. 4, pp. 1119–1145, Feb. 2019, doi: 10.1080/00207543.2018.1501166
 - Proceedings [2],
 - [2] A. James, M. Christ, and B. Dill, "Geospatial Big Data Approaches to Estimate Level Poverty Distribution," in *International Conference on Data Science and Official Statistics*, 2023, pp. 625–631.
 - Theses [3].
 - [3] C. Hermawan, "Spasial Statistik untuk Estimasi dan Peramalan Produksi Kelapa Sawit Studi Kasus: Provinsi Banten," Universitas Sultan Ageng Tirtayasa, 2019.
 - Books [4]
 - [4] R. Hogg, J. McKean, and A. Craig, *Introduction to Mathematical Statistics*. USA: Pearson, 2012.
 - Websites [5]



Theta: Journal of Statistics

Journal homepage: www.jurnal.untirta.ac.id/index.php/tjs

P-ISSN: XXXX-XXXX E-ISSN: 3108-9895



- [5] Kompas, "Rilis Kinerja Emiten 2022 Jadi Katalis Pergerakan Indeks Saham," 2023. <https://www.kompas.id/baca/ekonomi/2023/01/28/kinerja-emiten-pengaruhi-ihsg>.
18. We recommend preparing references with a bibliographic software package, such as Mendeley, EndNote, ReferenceManager, or Zotero to avoid typos and duplicate references. Include digital object identifiers (DOIs) for all references if available.



Theta: Journal of Statistics

P-ISSN Barcode

ISSN 1234-5678



9 771234 567003 >

E-ISSN Barcode

ISSN 3108-9895



9 773108 989003



<https://jurnal.untirta.ac.id/index.php/tjs>

Published by the Department of Statistics
Universitas Sultan Ageng Tirtayasa
Banten, Indonesia